




ASSEMBLY MANUAL FOR THE

# VALOR BED

You need the following tools in order to assemble the Nova bed:

**phillips screwdriver**  
**hammer**  
**allen wrench**  
**torx 20**  
**two adults**


# BED ELEMENTS



1 Front  
2 Side  
3 Side

4 Middle leg 3 pcs.  
5 Headboard

# FASTENING ELEMENTS



## STEP 1

Connection of three legs (4) with the sides (2,3)



## STEP 2

Assembly of dowels, pins and eccentric units. Connection of the sides (2,3) with the front (1).






## STEP 3

Tightening of the eccentric units using a screwdriver.



## STEP 4

Connection of the headboard (5) with the bed box



## STEP 5

Installation of the slatted bed base.



Note: Some of the fastening elements may already be fitted into the bed frame.



